

A new horizon of playnet for children

# GSWeb







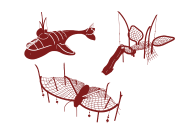



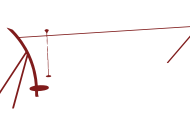



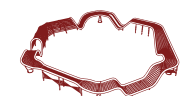

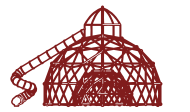

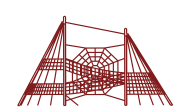
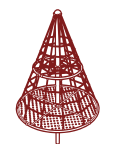

# A DIFFERENT TAKE ON PLAY!

GSWeb is the world's leading name for net-based play equipment. At GSWeb, we make fun, exciting and challenging children's play equipment that's safe, dependable and long-lasting. We make it by using the same technology developed for the design, production and construction of bridge cables.

With GSWeb, we've taken our inspiration from the spider. Just as the geometric design of a spider web creates a strong and stable structure, GSWeb provides on the safest and most stable play environments for children of every age.


GSWeb net-play products use incredibly tough and long-lasting nylon coated wire ropes. With strength, elasticity and vivid colour built-in to every fibre, reinforced with steel, you won't find a better way to build brilliant net-play products.

# CONTENTS


	04	Antz Hill		52	Fishing Boat
	08	W.F.B		56	Play Dome
	10	Diamond		60	NetScape & Treetop Adventure
	14	Flying Fox		72	Net Climber
	18	Acorn Village		84	Net Jumper
	24	Rolling Hills		88	Igloo Net
	32	Giant Double Dome Play		94	Rainbow Swing
	36	Spider Tower Net		98	SpaceCraft
	40	SkyWalk			



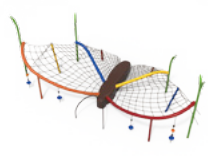
# New Products Are Arriving!




07 Antz Hill




08 Whale




9 Butterfly




9 Flower




12 Diamond




17 Flying Fox



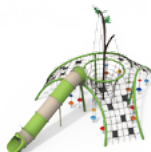
17 Track Ride




21 Acorn Tower Mini




22 Acorn Hut




29 Rolling Hills Tripod




29 Nacho




31 Rolling Hills Mini




31 Rolling Hills Cube




43 SkyWalk Woody




43 SkyWalk Green




55 Fishing Boat Mini




59 Play Dome Mini




63 NetScape Element 23




86 Net Jumper Mini



92 Sphere



97 Bough Swing




101 Spinning Top


# We're ready to help your kids have fun !




# How is GSWeb playground started? and How is it made?




If you want to get a supervised playground where your kids can run around to their heart's content, what are you waiting for? Contact GSWeb! We always recommend the most suitable equipment for a site while working with any budget. The only limitation here is your imagination.



The saddest thing we can imagine is not making your plan for a successful playground a reality. Imagination is more important than knowledge and it makes everything fit for use. We're always ready to help you through every step of your dream, and don't want you to defer any details. Your dream's almost complete and here, you can take a look at the draft.



There's an old saying that Thought is the blossom; language the bud; action the fruit behind it. What needs to be done here? Design, visualize, and simulate a complete product before it is shipped out. For now, You'll just say it's a very interesting and you can't wait to get your hands on the finished product.



The unthinkable has suddenly become reality. After hard, energetic and exhilarating hour, a bright smile hovers around children's mouths.



## Antz Hill

The design got inspiration from a fascinating question 'How do ants with tiny brains engineer such impressive structure with parallel levels connected by a network of tunnels?'. We discovered what's happening at the big scale is the result of lots of interactions at the small scale. Unlike linear play movement, this structure, called Antz hill, will provide endless amusement such as climbing, sliding, dangled, swing and music playing with harnessing kids' energy to power. We can help children reach the top of the tower surrounded by the frenetic energy of the playground.

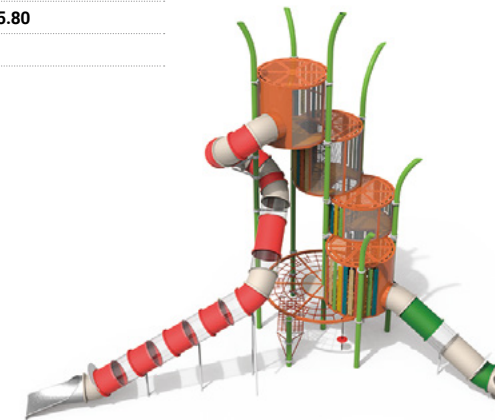


## Antz Hill




**GS-AH101**

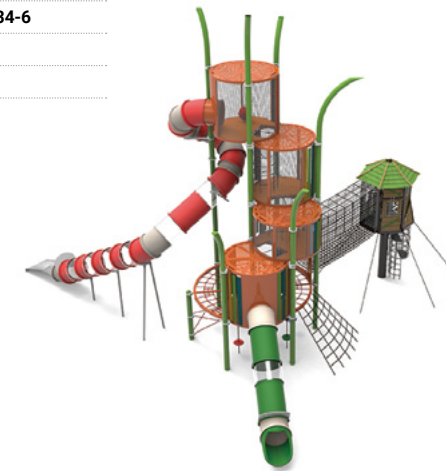
Ages	<b>2 to 12</b>
Capacity	<b>62</b>
Size (m)	<b>L11.34 x W12.02 x H10.52</b>
Size ("")	<b>L37-3 x W39-5 x H34-6</b>
Use Zone (m)	<b>L14.37 x W15.80</b>
Fall Height (m)	<b>1.80</b>

**GS-AH103**

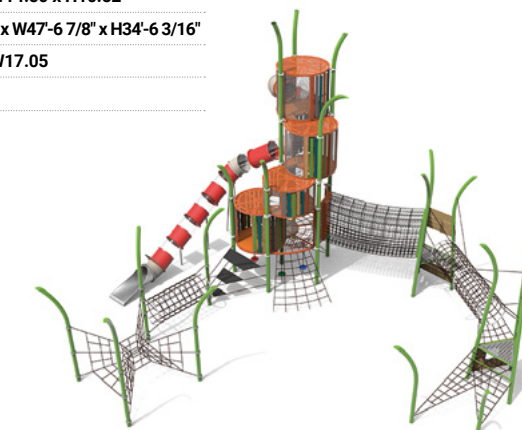
Ages	<b>5 to 12</b>
Capacity	<b>72</b>
Size (m)	<b>L10.50 x W11.84 x H8.02</b>
Size ("")	<b>L34-5 x W38-10 x H26-4</b>
Use Zone (m)	<b>L11.86 x W15.51</b>
Fall Height (m)	<b>1.80</b>

**GS-AH102**

Ages	<b>5 to 12</b>
Capacity	<b>73</b>
Size (m)	<b>L14.31 x W12.02 x H10.52</b>
Size ("")	<b>L46-11 x W39-5 x H34-6</b>
Use Zone (m)	<b>L17.39 x W15.80</b>
Fall Height (m)	<b>1.80</b>

**GS-AH104**

Ages	5 to 12
Capacity	122
Size (m)	L15.32 x W14.50 x H10.52
Size ("")	L50'-3 1/8" x W47'-6 7/8" x H34'-6 3/16"
Use Zone (m)	L17.02 x W17.05
Fall Height (m)	1.80

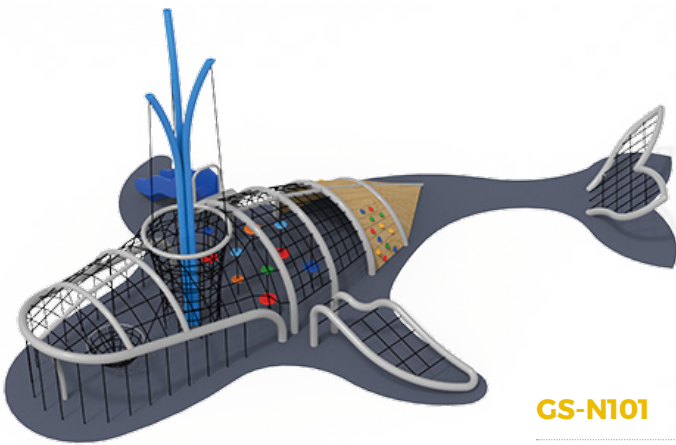




# the Whale Flower and Butterfly

W.F.B is not just dynamic structure and rich and attractive net, it's including interactive elements. As urban sculpture, fitness equipment or seating, it has various function to older siblings, parents and even grandparents. This way they can watch the playground while also doing something for themselves. This will serve play value to multiple generations.

Be aware of the nature through this exhilarating outdoor play.



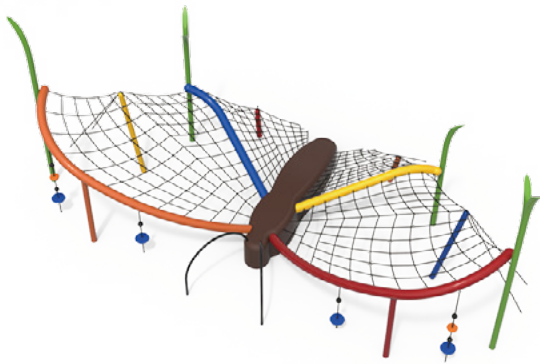
GS-N101

Ages	5 to 12
Capacity	73
Size (m)	L13.53 x W8.70 x H6.08
Size (")	L44-5 x W28-7 x H19-12
Use Zone (m)	L16.53 x W12.06
Fall Height (m)	2.10



GS-N101-1

Ages	5 to 12
Capacity	21
Size (m)	L7.81 x W2.56 x H4.41
Size (")	L25-8 x W8-5 x H14-6
Use Zone (m)	L11.29 x W5.56
Fall Height (m)	1.56



GS-N201

Ages	5 to 12
Capacity	81
Size (m)	L11.76 x W6.32 x H4.78
Size (")	L38-7 x W20-8 x H15-8
Use Zone (m)	L16.03 x W10.15
Fall Height (m)	3.00



GS-N201-1

Ages	5 to 12
Capacity	25
Size (m)	L4.14 x W3.05 x H1.52
Size (")	L45-0 x W37-4 x H19-11
Use Zone (m)	L7.26 x W6.05
Fall Height (m)	1.52



GS-N301

Ages	5 to 12
Capacity	86
Size (m)	L15.92 x W8.80 x H4.94
Size (")	L52-3 x W28-10 x H16-3
Use Zone (m)	L20.02 x W12.77
Fall Height (m)	2.53



GS-N301-1

Ages	5 to 12
Capacity	43
Size (m)	L8.84 x W6.98 x H4.94
Size (")	L29-0 x W22-11 x H16-3
Use Zone (m)	L12.29 x W10.66
Fall Height (m)	2.53





# Diamond

## Diamond

This will help children working together to pass through the tunnel bridge with twist, turn, rise and fall in wavy paths. It keeps children entertained with the various play value and encourages them to develop important communication skills.



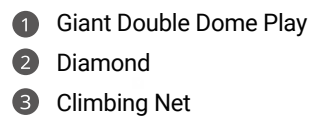


Ages	<b>5 to 12</b>
Capacity	<b>13</b>
Size (m)	<b>L5.93 x W4.07 x H5.00</b>
Size ("")	<b>L19-5 x W13-4 x H16-5</b>
Use Zone (m)	<b>L6.15 x W5.64</b>
Fall Height (m)	<b>0.74</b>



Ages	<b>5 to 12</b>
Capacity	<b>26</b>
Size (m)	<b>L12.89 x W7.78 x H5.00</b>
Size ("")	<b>L42-4 x W25-6 x H16-5</b>
Use Zone (m)	<b>L14.23 x W10.45</b>
Fall Height (m)	<b>0.74</b>

## Circle Green Project



# Circle Green

Woodlands Circle, 730736



# Flying Fox

Flying Fox is designed to sit on (rather than dangle from) as you zoom down a hill. The first question might be ‘Is it safe?’ when some people watch this structure. GSWeb is safety-driven with a lot of our design because we have to be. Children don’t even know how to play on it, but they will have to overcome a big hurdle-a fear of litigation- before they ride this. To us, what makes a playground interesting are when children achieve mutual goals.

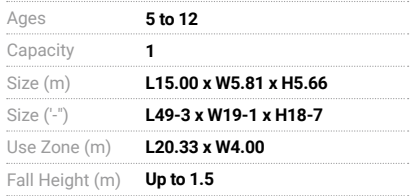
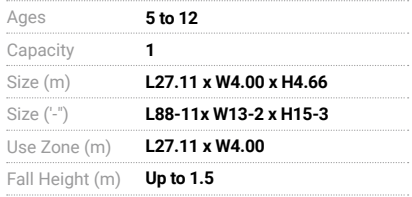
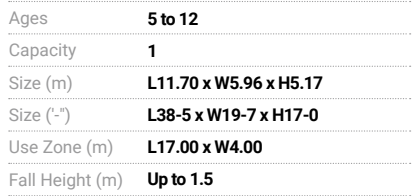


Flying  
Fox





Ages	<b>5 to 12</b>
Capacity	<b>1</b>
Size (m)	<b>L23.80 x W2.30 x H3.85</b>
Size ("")	<b>L78-1 x W7-7 x H12-8</b>
Use Zone (m)	<b>L23.80 x W2.30</b>
Fall Height (m)	<b>Up to 1.5</b>





## Acorn Village

Sometimes we recover distant memories from our childhood.

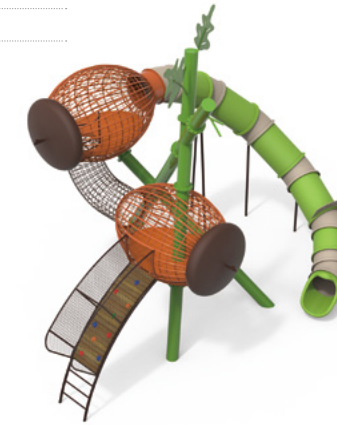
Our generation's childhood memories involve playing endlessly, but kids in the smartphone age may not be doing the same. In a trend that experts are calling 'retro play', GSWeb suggest that parents think back to their favorite childhood memories for solutions to activities when on a tight budget with your friends. Now, it's time to go to the Acorn Village with your kids. Your kids will help each other form strong friendships as you have.



# Acorn Village



Ages	<b>5 to 12</b>
Capacity	<b>22</b>
Size (m)	<b>L5.83 x W8.64 x H7.59</b>
Size ("")	<b>L19-2 x W27-4 x H24-11</b>
Use Zone (m)	<b>L7.18 x W10.63</b>
Fall Height (m)	<b>2.50</b>



Ages	<b>5 to 12</b>
Capacity	<b>67</b>
Size (m)	<b>L18.08 x W12.53 x H9.25</b>
Size ("")	<b>L59-4 x W41-1 x H30-4</b>
Use Zone (m)	<b>L14.36 x W11.46</b>
Fall Height (m)	<b>2.50</b>



Ages	<b>5 to 12</b>
Capacity	<b>33</b>
Size (m)	<b>L11.36 x W9.37 x H9.25</b>
Size ("")	<b>L37-3 x W30-9 x H30-4</b>
Use Zone (m)	<b>L14.36 x W12.37</b>
Fall Height (m)	<b>2.50</b>



Ages	<b>5 to 12</b>
Capacity	<b>125</b>
Size (m)	<b>L20.36 x W13.31 x H9.25</b>
Size (’-’)	<b>L66-9 x W43-8 x H30-4</b>
Use Zone (m)	<b>L22.63 x W12.55</b>
Fall Height (m)	<b>2.50</b>







### GS-SV201

Ages	All
Capacity	12
Size (m)	L3.63 x W3.68 x H2.36
Size ("")	L11-11 x W12-1 x H7-9
Use Zone (m)	L3.63 x W3.68
Fall Height (m)	0





## Rolling Hills

It shows how beautiful the balance is.

The Rolling Hills twists and turns itself at many different angles that will have you getting a full workout as you make your way around the circuit. With its ups and downs and numerous activities along the way, this impressive structure would compliment any public open space.

And, Rolling Hills is designed according to the site condition that they are to be installed at. It will be prepared on of a kind equipment for you.

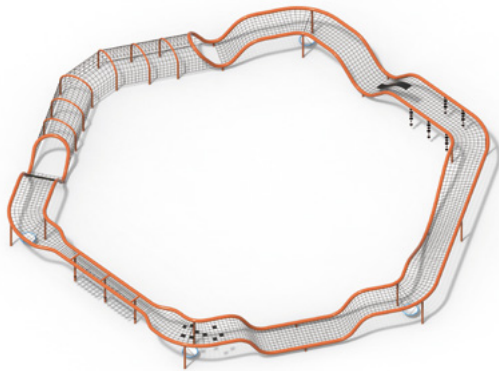
# Rolling Hills





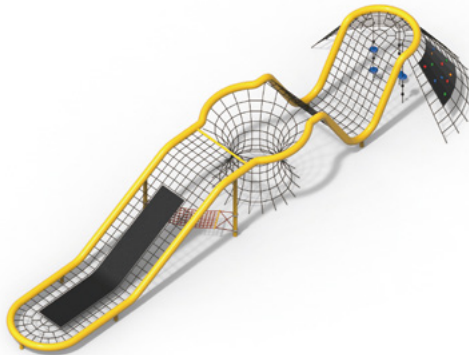
### GS-RH101

Ages	5 to 12
Capacity	336
Size (m)	L31.15 x W34.36 x H2.50
Size (ft")	L102-3 x W112-9 x H8-3
Use Zone (m)	L35.49 x W38.70
Fall Height (m)	2.50



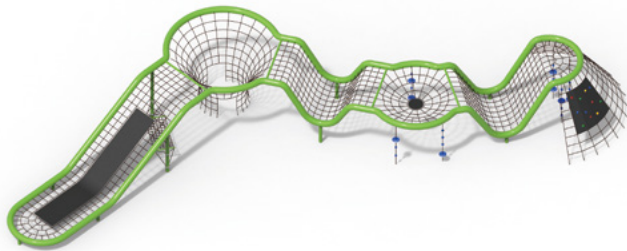
### GS-RH104

Ages	5 to 12
Capacity	105
Size (m)	L19.86x W6.40 x H2.70
Size (ft")	L65-2 x W20-12 x H8-3
Use Zone (m)	L22.85 x W9.40
Fall Height (m)	2.70



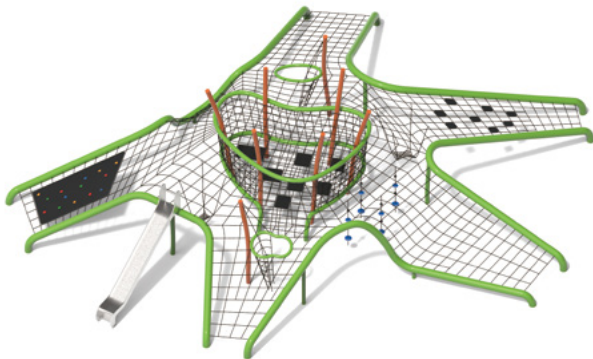
### GS-RH103

Ages	5 to 12
Capacity	121
Size (m)	L23.12 x W14.56 x H2.50
Size (ft")	L75-10 x W47-9 x H8-3
Use Zone (m)	L27.46 x W18.90
Fall Height (m)	2.50



### GS-RH105

Ages	5 to 12
Capacity	220
Size (m)	L17.91x W16.38 x H4.55
Size (ft")	L58-9x W53-9 x H14-11
Use Zone (m)	L24.00 x W20.30
Fall Height (m)	2.60

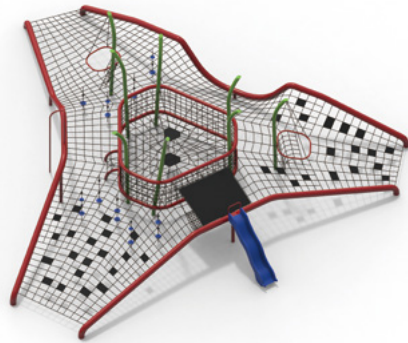






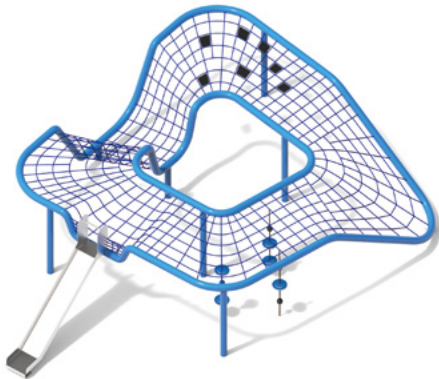
### GS-RH106

Ages	5 to 12
Capacity	281
Size (m)	L17.89 x W16.66 x H5.63
Size (ft")	L58-8 x W54-8 x H18-6
Use Zone (m)	L21.16 x W19.93
Fall Height (m)	2.38



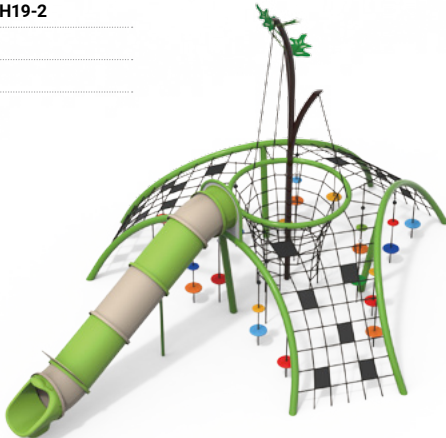
### GS-RH112

Ages	5 to 12
Capacity	91
Size (m)	L7.10x W9.65 x H2.28
Size (ft")	L23-4 x W31-8 x H7-6
Use Zone (m)	L10.85 x W13.48
Fall Height (m)	1.80



### GS-RH107

Ages	5 to 12
Capacity	48
Size (m)	L7.51 x W10.26 x H5.84
Size (ft")	L24-8 x W33-8 x H19-2
Use Zone (m)	L10.51 x W13.76
Fall Height (m)	2.07



### GS-RH115

Ages	5 to 12
Capacity	16
Size (m)	L4.14 x W2.61 x H2.01
Size (ft")	L13-7 x W8-7 x H6-7
Use Zone (m)	L7.81 x W5.61
Fall Height (m)	2.01








### GS-RH201

Ages	5 to 12
Capacity	22
Size (m)	L4.55 x W5.43 x H1.93
Size (ft")	L14-11 x W17-10 x H6-4
Use Zone (m)	L7.54 x W8.83
Fall Height (m)	1.20



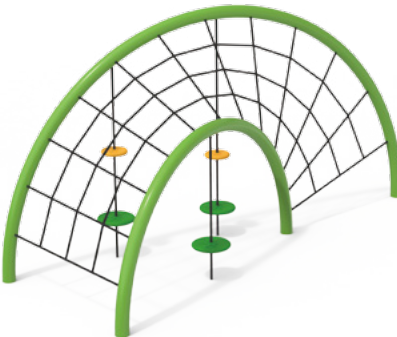
### GS-RH301

Ages	5 to 12
Capacity	65
Size (m)	L6.22 x W3.12 x H2.50
Size (ft")	L20-5 x W10-3 x H8-2
Use Zone (m)	L10.55 x W7.24
Fall Height (m)	2.50




### GS-RH202

Ages	5 to 12
Capacity	12
Size (m)	L1.61 x W4.11 x H2.09
Size (ft")	L5-4 x W13-6 x H6-10
Use Zone (m)	L4.68 x W7.11
Fall Height (m)	1.36



### GS-RH302

Ages	5 to 12
Capacity	97
Size (m)	L9.22 x W3.12 x H2.50
Size (ft")	L30-3 x W10-3 x H8-2
Use Zone (m)	L13.55 x W7.24
Fall Height (m)	2.50







# Giant Double Dome Play

## Giant Double Dome Play

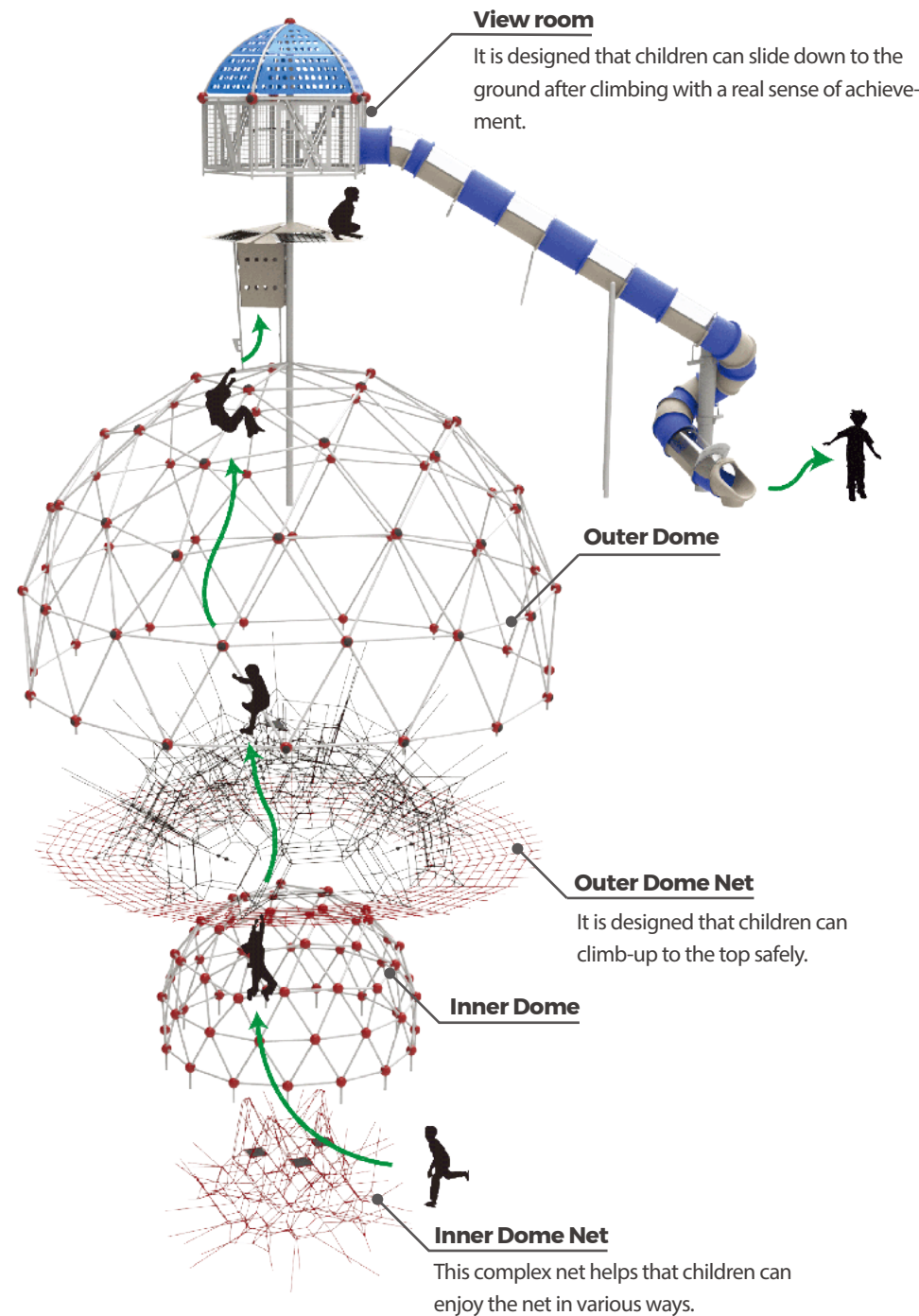
**A truly magnificent structure.**

The inner Dome that is found within this structure is a labyrinth of ropes that challenges the mind and body. Children can climb on the inside and the outside of the inner Dome and make their way to the top where they can enter the fully enclosed slide to make their escape.

The outer Dome is designed to cocoon the inner Dome and provide strength to the structure with its geodesic shape.

GSWeb suggests new type of the unique climbing activities for older children as well as preschool children and help make fitness fun.






## Structural Features

Outer Dome is designed to sustain its entire shape and structure. Children would choose to play on inside rather than climb up the surface of outer Dome. Because it is high and the distance between outer and inner Domes is set 3m long so that children cannot reach outer frame from inside. Children can climb up net labyrinth and on inner Dome. Then can to up from inside to the top of inner Dome. Children can enjoy this equipment both inside and on its surface.

### GS-PD8005

Ages	5 to 12
Capacity	284
Size (m)	D11.70 x H9.97
Size ("")	D38-5 x H32-8
Use Zone (m)	D15.40
Fall Height (m)	2.20







# Spider Tower Net

## Spider Tower Net

The web made by the garden spider.

Children need models rather than deep-think. That's why imagination is more important than knowledge sometimes.

From a distance it looks like the Spider Tower Net has caught some insects but as you get closer you realize that the insects are children hanging from the massive Spider Net.

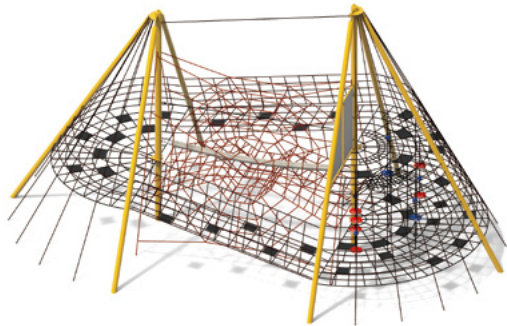
GSWeb is limited only by your creativity.  
Can you Imagine?



Inspired by and designed according to the shapes and attributes of a spider's web, we chose this name for our children's rides. Just as the web woven by a spider is so stable in its' geometric structure, GSWeb's play rope equipment provides the most stable and safest environment for children to play in.

GS-SN1101

Ages	5 to 12
Capacity	185
Size (m)	L12.90 x W7.85 x H6.90
Size (’-’)	L42-4 x W25-9 x H22-8
Use Zone (m)	L16.04 x W11.00
Fall Height (m)	1.60



GS-SN1101-S

Ages	5 to 12
Capacity	186
Size (m)	L12.90 x W7.85 x H6.90
Size (’-’)	L42-4 x W25-9 x H22-8
Use Zone (m)	L16.04 x W11.00
Fall Height (m)	1.60



Yeruham Project



- 1 GS-AH101
- 2 SkyWalk standard
- 3 GS-SN1101-S







# SkyWalk

## SkyWalk

Have you ever dreamt of walking high in the sky?

GSWeb's SkyWalk will make your dreams come true. The SkyWalk is connected by Sky stations that resemble towering trees branching out to the sky, now everyone can have fun at a new height.

Climber higher and higher!  
Walk step by step!  
And, slide wearing a huge grin!

As you climb higher and higher the excitement on the faces are enough to show you just how much fun everyone is having. The SkyWalk Adventure, Sky Bridges and Giant Slide that make up this magnificent structure will have everyone feeling like they are on top of the world.



# Components of SkyWalk

Extend the play value of SkyWalk with the following individual elements.



**Sky Station Standard**  
Adds maximum three different kinds of activities in a single Sky Station.



**Sky Station Woody**  
Sky Station with Woody texture panel




**Intermediate Post**  
There are two types of post. One in 3 legs is to change the direction.



**Climbing Net A**  
Cylinder type Climbing Net that can develop strength.



**Climbing Net B**  
A wide horizontal climbing net that helps enhance balance as children walk across



**Sky Bridge**  
Converge at the bridge to create a unique walking experience



**Sky Bridge Adventure**  
Stepping-Stones



**Sky Bridge Adventure**  
Stepping-logs



**Sky Bridge Adventure**  
Stepping-rubbers



**Sky Bridge Adventure**  
Stepping-trays




**Sky Slide**  
Have fun at a new height during sliding down



**Sky Station Green**  
Sky Station with 3 legs




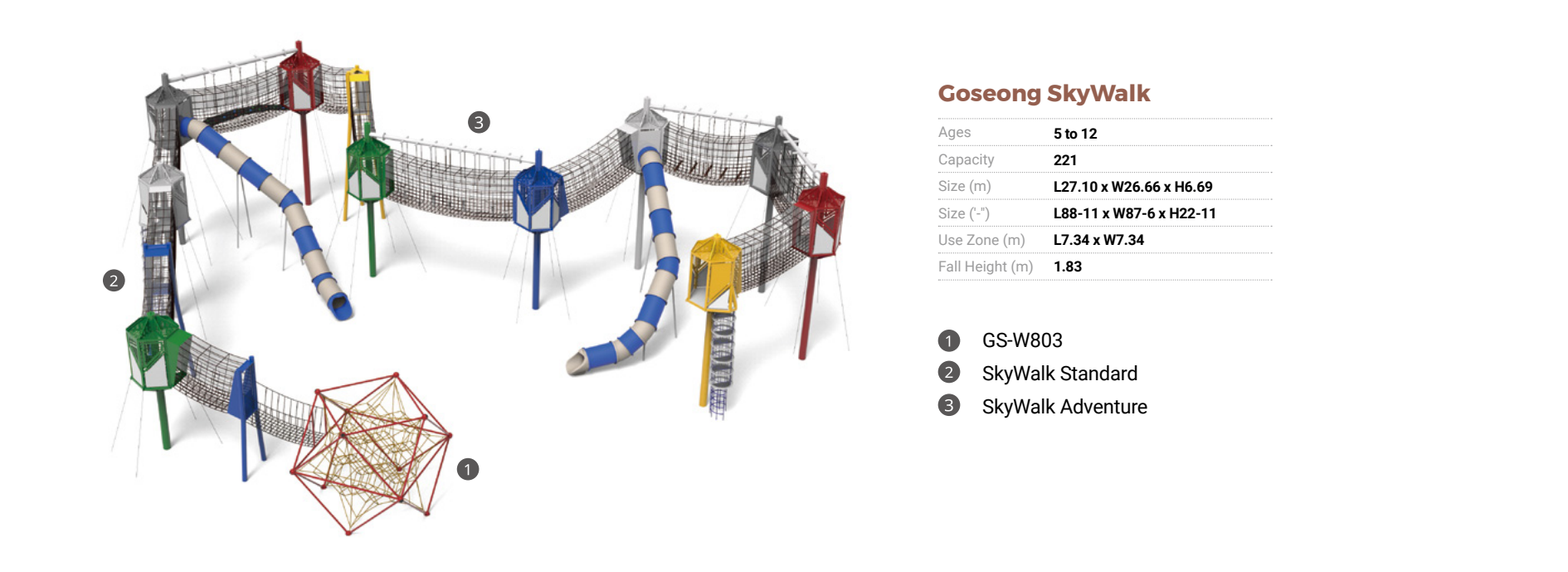
**V Post**  
For Green series, connect V bridges




**V Bridge**  
For Green series, V shape of bridge











## Ramat SkyWalk


Ages	5 to 12
Capacity	670
Size (m)	L71.83 x W26.48 x H9.97
Size (')	L235-8 x W86-140 x H32-8
Use Zone (m)	L75.77 x W29.12
Fall Height (m)	2.20

- ① GS-SN1101
- ② GS-PD8005
- ③ SkyWalk Standard

## Yavne SkyWalk

Ages	5 to 12
Capacity	640
Size (m)	L47.19 x W23.75 x H11.12
Size (')	L154-10 x W77-11 x H36-6
Use Zone (m)	L49.07 x W25.20
Fall Height (m)	1.80

- ① GS-W1006-T
- ② SkyWalk Standard
- ③ GS-SN1101-S
- ④ GS-W5004







## SkyWalk Woody

SkyWalk Woody is being produced with wood to create natural ambience, as well as a warm atmosphere as the structure blends in with its surroundings.

- ① GS-SV101
- ② Sky Bridge
- ③ SkyWalk Woody
- ④ Sky slide







## SkyWalk Green

The new model of SkyWalk Woody is being produced with A shape of flower cup to create natural ambience, as well as a warm atmosphere as the structure blends in with its surroundings.

- ① GS-SV101
- ② V Bridge
- ③ SkyWalk Green
- ④ Climbing net A
- ⑤ GS-SV201
- ⑥ Play Hills





## Fishing Boat

Climbing the net in the Fishing Boat offers a 'magical' experience.

The Fishing Boat's massive trawl structure can support hundreds of children at once as they crawl from one end to the other, dangle from the under-hanging ropes with ball and discs, or just spend time in the crow's nest.

This structure is the perfect and most dynamic playground apparatus to challenge upper body strength and hand-eye coordination, and promotes healthy play.


# Fishing Boat





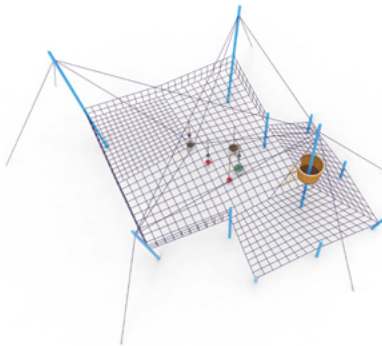
## Let's go to the sea to catch big fishes!

The Fishing Boat is attached to massive pillars that provide tension to the structure giving it the effect of trawling through the seas. There are a huge net and a watchtower to see the distant areas on the fishing Boat. Who will be the brave captain to rule this Fishing Boat? Who is the tagger of today?



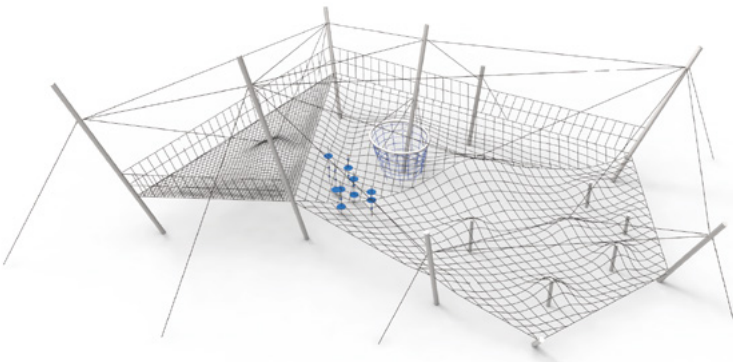
### CS-SP1102-1

Ages	5 to 12
Capacity	52
Size (m)	L11.10 x W10.32 x H6.00
Size (ft)	L36-5 x W33-10 x H19-8
Use Zone (m)	L12.70 x W11.43
Fall Height (m)	1.35



### CS-SP1102

Ages	5 to 12
Capacity	259
Size (m)	L10.10 x W10.30 x H7.00
Size (ft)	L33-2 x W33-9 x H23-0
Use Zone (m)	L15.10 x W15.10
Fall Height (m)	2.00



### CS-SP1101

Ages	5 to 12
Capacity	508
Size (m)	L19.50 x W16.80 x H10.10
Size (ft)	L64-0 x W55-1 x H33-2
Use Zone (m)	L24.00 x W20.90
Fall Height (m)	2.00



## Play Dome

### Exhilaration in achieving mutual goals.

Children will be invited into the exciting world of GSWeb Play Domes, developing their enthusiastic curiosity of attempting a new adventure. Dome's stable, rigid and aesthetically fine structure contains various rooms and space inside to hide, seek, climb and play as if they were in a different world.



# Play Dome







## NetScape

**You can be proud that you have built your own playground!**

This series has been designed to provide a more active and comprehensive play space. Using various shapes and forms, children can enjoy a variety of play values and because each element is different it provides a unique play experience.

With the individual rope elements, you can make more than a million different combinations of NetScape. This means there will be no NetScape the same as yours anywhere in the world.

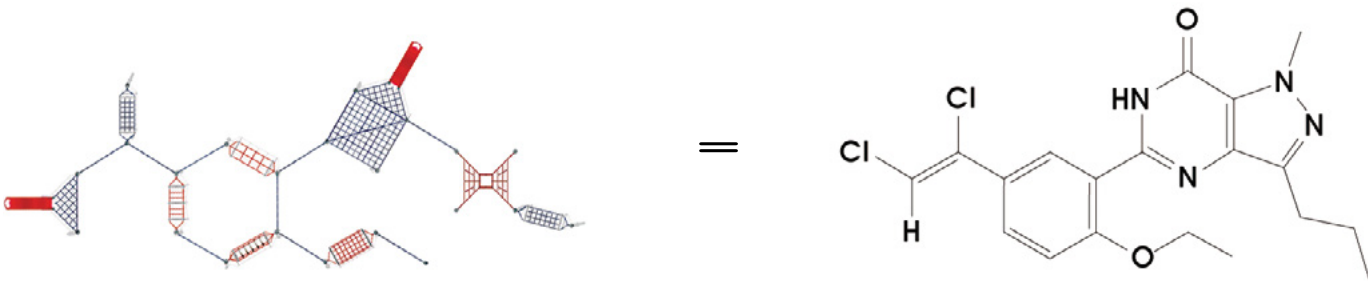
# NetScape





Adaptability

















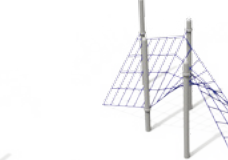








NetScape can be configured to suit the exact requirements of each individual site including the contours, gradients, boundaries, access and budget. A modular approach to the design means elements can be added in an endless variety of ways, meaning you have a wide range of options to create a truly unique play experience!



Make your own combination out of each independent element to fit within your budget, just as if you were the designer. Decide on which element you would like out of the four available designs. Pick your rope color, and you have created your own small world.

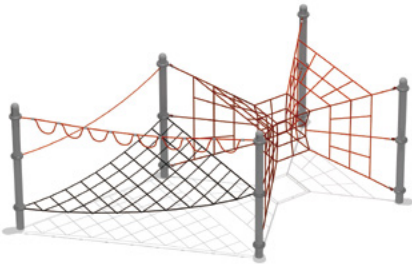
Elements of NetScape and Treetop Adventure

The following 25 individual elements can be arranged at your own will and ordered in any combination. Use our standard packages to inspire you when designing your own NetScape. Make your own structure of NetScape to fit into your site!

 <b>GS-NS E01</b>	 <b>GS-NS E02</b>	 <b>GS-NS E03</b>	 <b>GS-NS E04</b>	 <b>GS-NS E05</b>	 <b>GS-NS E06</b>
 <b>GS-NS E07</b>	 <b>GS-NS E08</b>	 <b>GS-NS E09</b>	 <b>GS-NS E10</b>	 <b>GS-NS E11</b>	 <b>GS-NS E12</b>
 <b>GS-NS E13</b>	 <b>GS-NS E14</b>	 <b>GS-NS E15</b>	 <b>GS-NS E16</b>	 <b>GS-NS E18</b>	 <b>GS-NS E20</b>
 <b>GS-NS E21</b>	 <b>GS-NS E22</b>	 <b>GS-NS E23</b>	 <b>GS-NS E51</b>	 <b>GS-NS E52</b>	 <b>GS-NS E53</b>
 <b>GS-NS E54</b>					

Platform (GS-NS E52) and Treetoper (GS-NS E53) are optional. The size of this structure is limited only by your creativity. Adds maximum of 3 different kinds of NS elements in a single post (GS-NS E51).





**GS-NS M201**

Ages	5 to 12
Capacity	29
Size (m)	L6.0 x W3.0 x H2.5
Size (’-’)	L19’-9” x W9’-11” x H8’-3”
Use Zone (m)	L10.2 x W7.2
Fall Height (m)	1.75



**GS-NS M202**

Ages	5 to 12
Capacity	21
Size (m)	L6.0 x W6.0 x H2.5
Size (’-’)	L19’-9” x W19’-9” x H8’-3”
Use Zone (m)	L9.0 x W9.0
Fall Height (m)	1.30



**GS-NS M203**

Ages	5 to 12
Capacity	30
Size (m)	L3.0 x W3.0 x H2.5
Size (’-’)	L9’-11” x W9’-11” x H8’-3”
Use Zone (m)	L6.54 x W6.54
Fall Height (m)	1.90



**GS-NS M204**

Ages	5 to 12
Capacity	38
Size (m)	L8.5 x W4.2 x H2.5
Size (’-’)	L27’-11” x W13’-10” x H8’-3”
Use Zone (m)	L11.5 x W7.2
Fall Height (m)	1.40



**GS-NS M205**

Ages	5 to 12
Capacity	44
Size (m)	L12.7 x W4.2 x H2.5
Size (’-’)	L41’-8” x W13’-10” x H8’-3”
Use Zone (m)	L15.7 x W7.2
Fall Height (m)	1.75



**GS-NS M206**

Ages	5 to 12
Capacity	56
Size (m)	L23.3 x W1.50 x H2.5
Size (’-’)	L76’-6” x W4’-12” x H8’-3”
Use Zone (m)	L26.3 x W4.5
Fall Height (m)	1.40





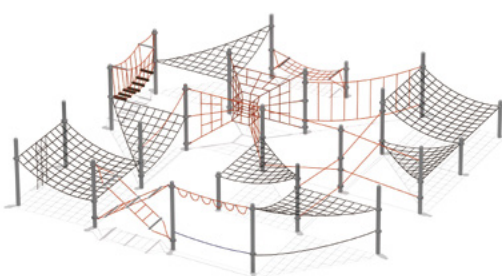
GS-NS P101

Ages	5 to 12
Capacity	105
Size (m)	L9.0 x W9.0 x H2.5
Size (’-’)	L29’-7” x W29’-7” x H8’-3”
Use Zone (m)	L12.7 x W12.7
Fall Height (m)	1.90



GS-NS P102

Ages	5 to 12
Capacity	192
Size (m)	L15.0 x W9.0 x H2.5
Size (’-’)	L49’-3” x W29’-7” x H8’-3”
Use Zone (m)	L18.0 x W12.7
Fall Height (m)	1.90



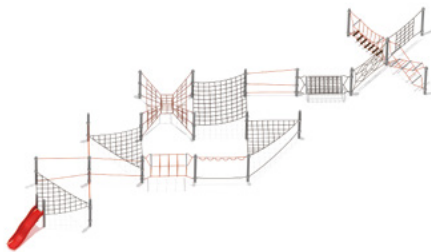
GS-NS P103

Ages	5 to 12
Capacity	188
Size (m)	L12.0 x W12.0 x H2.5
Size (’-’)	L39’-5” x W39’-5” x H8’-3”
Use Zone (m)	L15.2 x W15.2
Fall Height (m)	1.90



GS-NS P104

Ages	5 to 12
Capacity	188
Size (m)	L24.0 x W7.2 x H2.5
Size (’-’)	L78’-9” x W23’-8” x H8’-3”
Use Zone (m)	L27.5 x W10.2
Fall Height (m)	1.90



GS-NS P105

Ages	5 to 12
Capacity	126
Size (m)	L22.2 x W13.2 x H2.50
Size (’-’)	L72’-10” x W43’-4” x H8’-3”
Use Zone (m)	L25.3 x W16.3
Fall Height (m)	1.90



GS-NS P106

Ages	5 to 12
Capacity	381
Size (m)	L19.2 x W19.2 x H2.50
Size (’-’)	L62’-12” x W62’-12” x H8’-3”
Use Zone (m)	L30.2 x W30.2
Fall Height (m)	1.90








### Waldpark

Ages	5 to 12
Capacity	106
Size (m)	L18.73 x W8.48 x H2.50
Size (")	L61'-5" x W27'-10" x 8'-2"
Use Zone (m)	L21.84 x W11.08
Fall Height (m)	1.90




### Seoul Forest

Ages	5 to 12
Capacity	104
Size (m)	L12.00 x W9.89 x H2.50
Size (")	L39'-4" x W32'-5" x 8'-2"
Use Zone (m)	L15.00 x W12.00
Fall Height (m)	1.90



### Chuncheon

Ages	5 to 12
Capacity	238
Size (m)	L31.98 x W20.20 x H2.50
Size (")	L104'-11" x W66'-3" x 8'-2"
Use Zone (m)	L36.31 x W24.60
Fall Height (m)	1.90






# Treetop Adventure

The Treetop Adventure series has the same logic and method of being configured as a package to suit the exact requirements of your site including the contours, gradients, boundaries, access and budget as NetScape. Its basic concept of design came from the recreation facility, "Treetop Adventure Course" that you can enjoy only when you visit recreation sites in the forests. Now you children can enjoy the Treetop Adventure thrill and excitement in your neighborhood safely without wearing any safety gear.



## GS-TA P101

Ages	5 to 12
Capacity	28
Size (m)	L5.60 x W5.40 x H3.90
Size ("")	L18'-5" x W17'-9" x H12'-10"
Use Zone (m)	L8.40 x W8.00
Fall Height (m)	1.75



## GS-TA P103


Ages	5 to 12
Capacity	53
Size (m)	L13.2 x W12.2 x H3.90
Size ("")	L43'-4" x W40'-1" x H12'-10"
Use Zone (m)	L16.2 x W15.2
Fall Height (m)	1.50



## GS-TA P104

Ages	5 to 12
Capacity	101
Size (m)	L23.7 x W12.7 x H3.90
Size ("")	L77'-10" x W41'-8" x H12'-10"
Use Zone (m)	L28.0 x W15.5
Fall Height (m)	1.90

## Special Order Design





## Net Climber

### Fun back in to the playground.

Net Climber series is a pyramid style climbing structure made of steel-loaded polyamide cables with UV guard. GSWeb uses the highest steel content in the industry, including a steel-sire core in our edge ropes, to ensure long life of the equipment and maximum safety for the children.

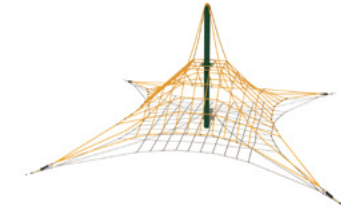
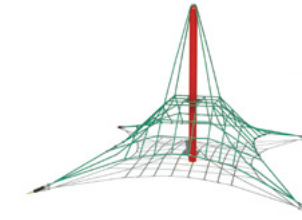
These games help bring movement, exercise and fun back in to the playground and enhance balance as children walk across.

# Net Climber



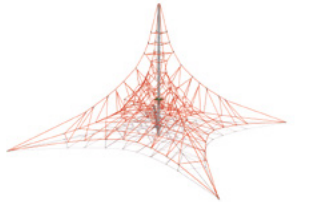
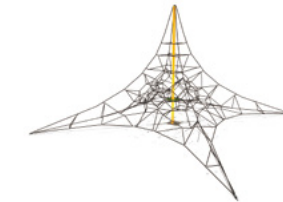
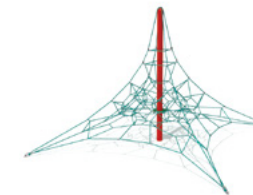


It was designed with little hands in mind. Designed specifically for children ages 2-5, now even they can enjoy the same thrilling play experience on a little playground designed for their big imaginations, but safe enough for small hands and feet.



## GS-Ws03

Ages	<b>2 to 5</b>
Capacity	<b>18</b>
Size (m)	<b>L6.36 x W6.36 x H3.00</b>
Size (')")	<b>L20'-10" x W20'-10" x H9'-10"</b>
Use Zone (m)	<b>L9.36 x W9.36</b>
Fall Height (m)	<b>0.30</b>

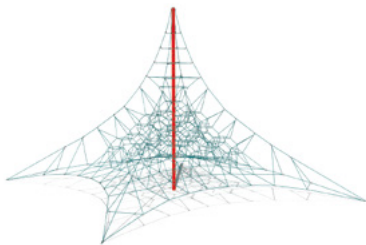
**GS-W1003**

Ages	<b>6 to 12</b>
Capacity	<b>93</b>
Size (m)	<b>L12.10 x W12.10 x H7.50</b>
Size ('-")	<b>L39'-8" x W39'-8" x H24'-7"</b>
Use Zone (m)	<b>L15.10 x W15.10</b>
Fall Height (m)	<b>1.13</b>



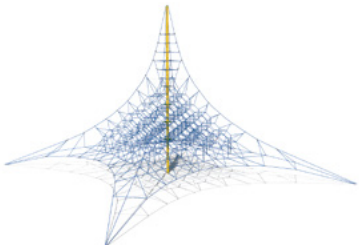
# Single Mast

This net shoots up to the clouds – its height is about 10 meters or more. The youngest is unable to climb up the equipment without help from others. Have a little courage! You can see a beautiful view on this Net.



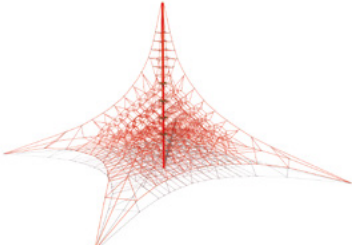
GS-W1005

Ages	6 to 14
Capacity	134
Size (m)	L14.14 x W14.14 x H8.7
Size ("")	L46'-5" x W46'-5" x H28'-7"
Use Zone (m)	L17.14 x W17.14
Fall Height (m)	1.50



GS-W1006

Ages	6 to 14
Capacity	157
Size (m)	L16.26 x W16.26 x H9.7
Size ("")	L53'-4" x W53'-4" x H31'-10"
Use Zone (m)	L20.16 x W20.16
Fall Height (m)	1.80



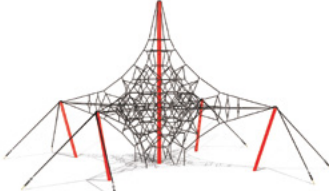
GS-W1007

Ages	6 to 14
Capacity	182
Size (m)	L20.0 x W20.0 x H11.7
Size ("")	L65'-7" x W65'-7" x H38'-5"
Use Zone (m)	L23.8 x W23.8
Fall Height (m)	2.10



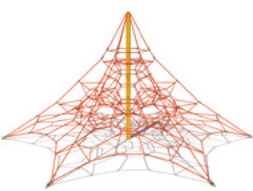
GS-W1004-1

Ages	3 to 8
Capacity	18
Size (m)	L5.85 x W5.85 x H3.9
Size ("")	L19'-2" x W19'-2" x H12'-10"
Use Zone (m)	L8.85 x W8.85
Fall Height (m)	1.35



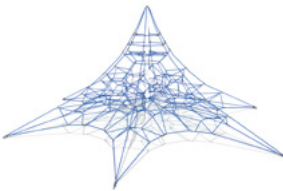
GS-W1004

Ages	6 to 12
Capacity	37
Size (m)	L11.5 x W11.5 x H5.7
Size ("")	L37'-9" x W37'-9" x H18'-8"
Use Zone (m)	L15.67 x W15.67
Fall Height (m)	2.00



GS-W6001

Ages	3 to 8
Capacity	44
Size (m)	L8.20 x W8.20 x H3.90
Size ("")	L26'-11" x W26'-11" x H12'-10"
Use Zone (m)	L11.20 x W11.20
Fall Height (m)	0.51

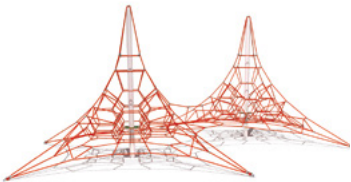


GS-W6002

Ages	6 to 14
Capacity	84
Size (m)	L14.0 x W14.0 x H5.70
Size ("")	L45'-11" x W45'-11" x H18'-8"
Use Zone (m)	L17.0 x W17.0
Fall Height (m)	0.85







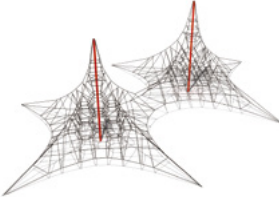
GS-W2001

Ages	5 to 12
Capacity	60
Size (m)	L13.3 x W8.00 x H3.90
Size (")	L43'-8" x W26'-3" x H12'-10"
Use Zone (m)	L16.96 x W11.66
Fall Height (m)	0.51



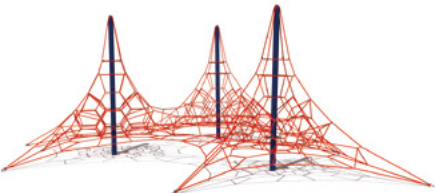
GS-W2002

Ages	5 to 12
Capacity	96
Size (m)	L21.40 x W14.00 x H5.70
Size (")	L70'-2" x W45'-11" x H18'-8"
Use Zone (m)	L24.42 x W17.00
Fall Height (m)	0.85




GS-W2003

Ages	5 to 12
Capacity	192
Size (m)	L27.70 x W17.20 x H7.50
Size (")	L90'-11" x W56'-5" x H24'-7"
Use Zone (m)	L31.36 x W20.86
Fall Height (m)	1.13




GS-W3001

Ages	3 to 8
Capacity	92
Size (m)	L13.30 x W13.30 x H3.90
Size (")	L43'-8" x W43'-8" x H12'-10"
Use Zone (m)	L16.96 x W16.96
Fall Height (m)	0.51



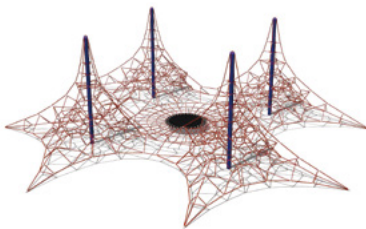
GS-W3002

Ages	5 to 12
Capacity	146
Size (m)	L22.10 x W22.10 x H5.70
Size (")	L72'-6" x W72'-6" x H18'-8"
Use Zone (m)	L25.76 x W25.76
Fall Height (m)	0.85



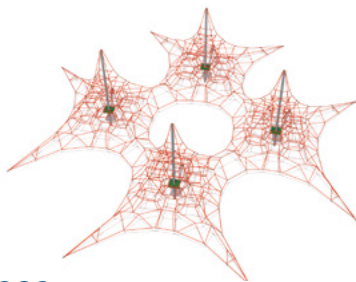
GS-W4001

Ages	3 to 8
Capacity	128
Size (m)	L13.00 x W13.00 x H3.90
Size (")	L42'-8" x W42'-8" x H12'-10"
Use Zone (m)	L16.66 x W16.66
Fall Height (m)	0.59



GS-W4001-C

Ages	3 to 8
Capacity	158
Size (m)	L13.00 x W13.00 x H3.90
Size (")	L42'-8" x W42'-8" x H12'-10"
Use Zone (m)	L16.66 x W16.66
Fall Height (m)	0.59



GS-W4002

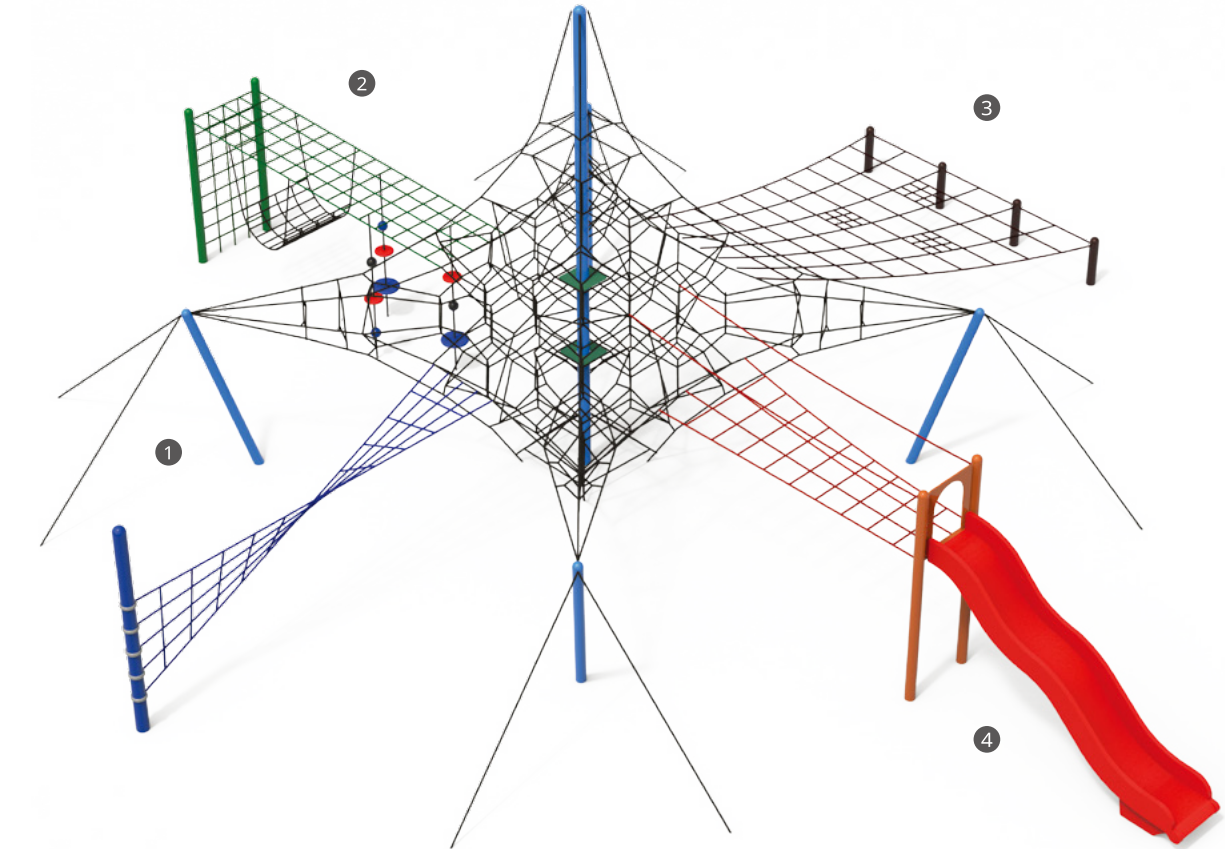
Ages	5 to 12
Capacity	200
Size (m)	L21.40 x W21.40 x H5.70
Size (")	L70'-2" x W70'-2" x H18'-8"
Use Zone (m)	L25.06 x W25.06
Fall Height (m)	0.85



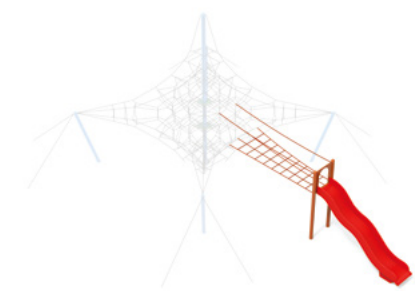
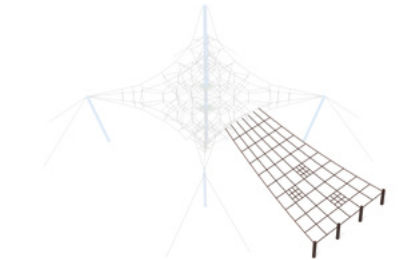
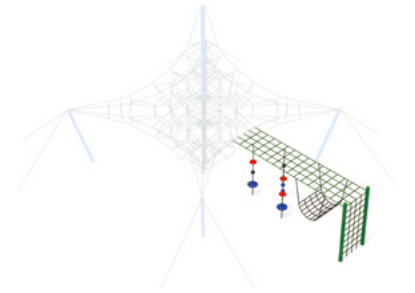
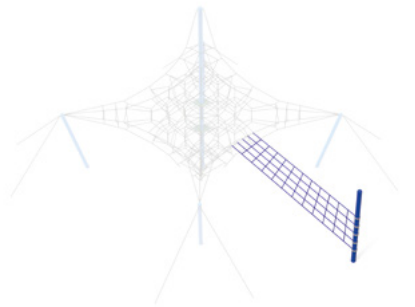


## Net Climber Combination

This is not consists of a lot of models, but as it is, how can you assmble, that would be made of more 100 models. This system with limitless variety of its structure give a pleasure to their own play space.



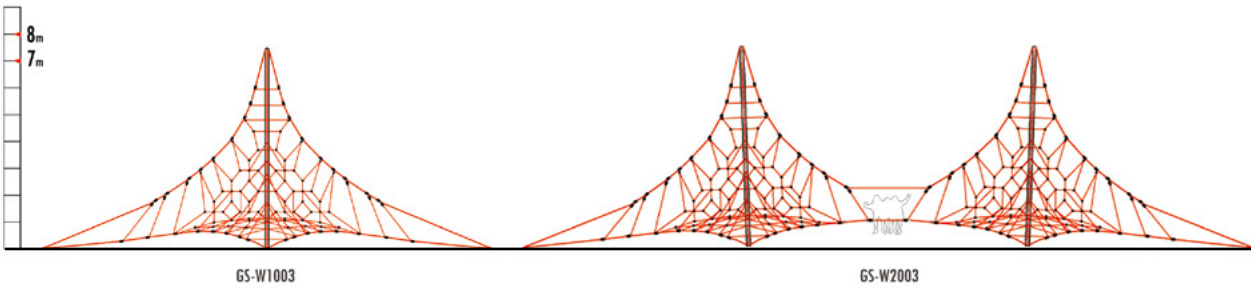
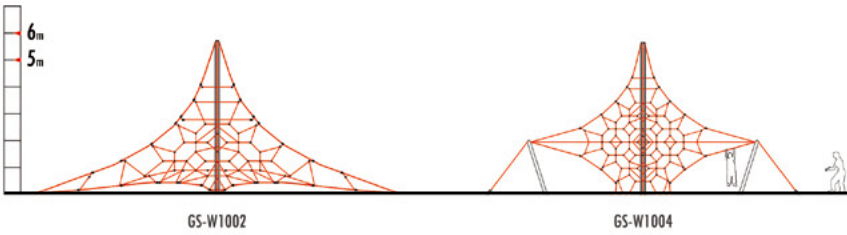
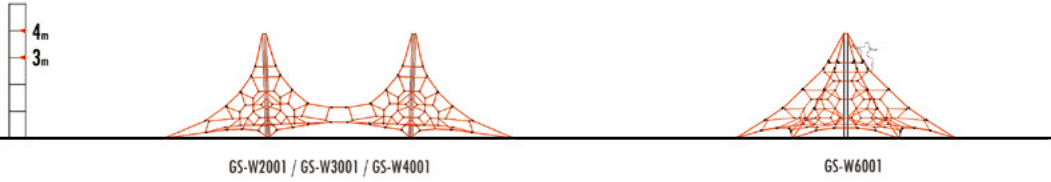
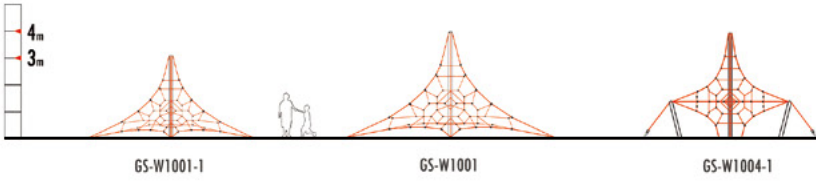
- ① Twist Net
- ② Hanging Net
- ③ Climbing Net
- ④ Slide & Bridge



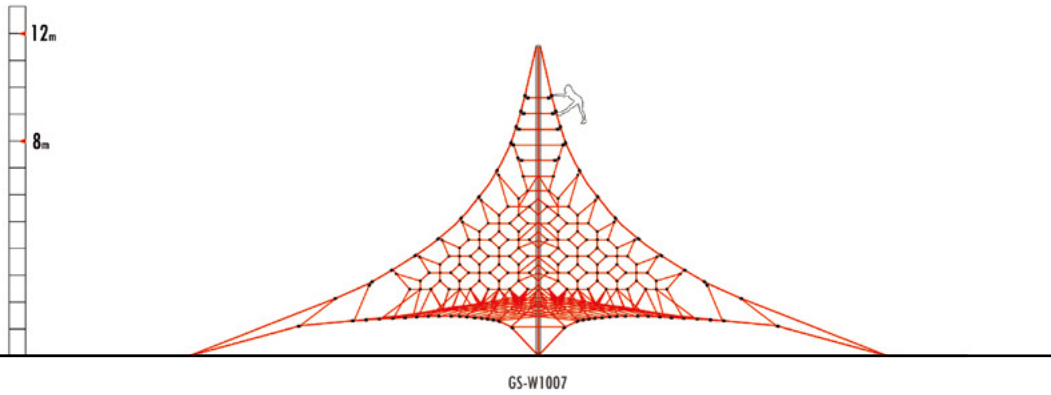
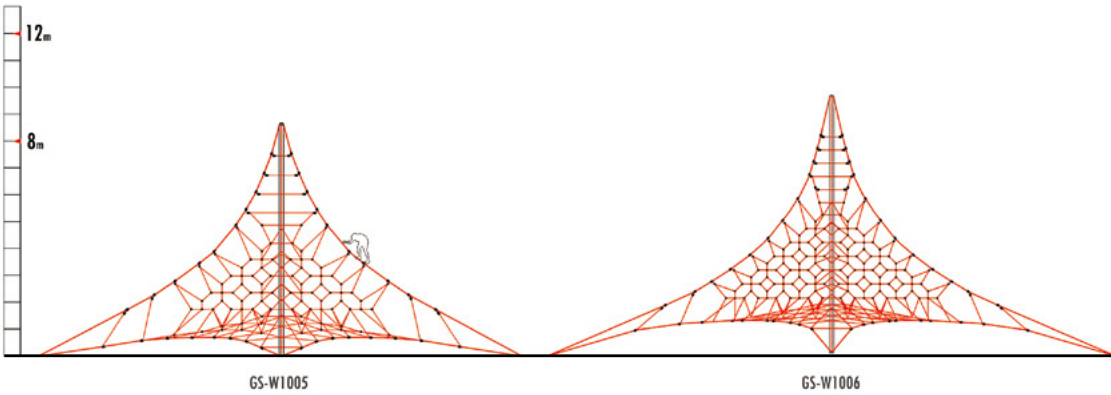
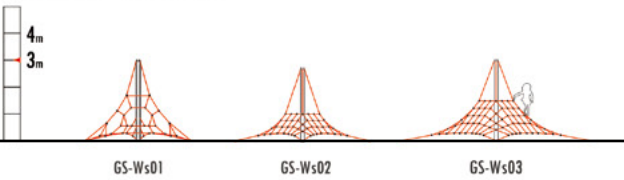


Side view &  
size comparison

Net Climber



Net Climber - Mini Series



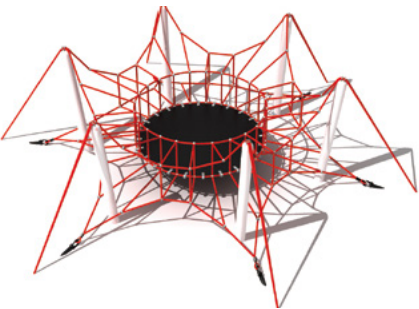


## Net Jumper

The Net Jumper is a specialty climbing structure featuring a flexible center area surrounded by netting. It is made of steel-loaded polyamide cables with UV guard and the landing surface is textile-reinforced flexible rubber material.

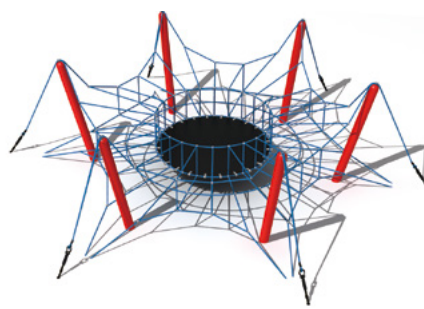
# Net Jumper





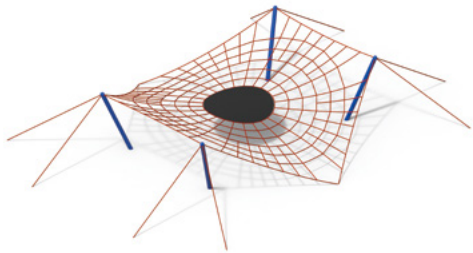
### GS-W5001

Ages	5 to 12
Capacity	13
Size (m)	D5.60 x H1.20
Size ("")	D18'-4" x H3'-11"
Use Zone (m)	D8.60
Fall Height (m)	1.20



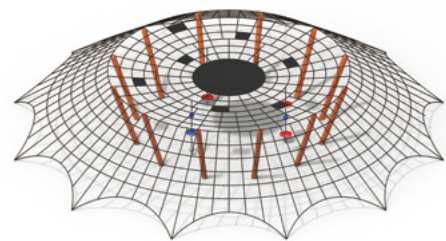
### GS-W5002

Ages	5 to 12
Capacity	15
Size (m)	D7.50 x H1.56
Size ("")	D24'-7 x H5'-1
Use Zone (m)	D10.50
Fall Height (m)	1.25



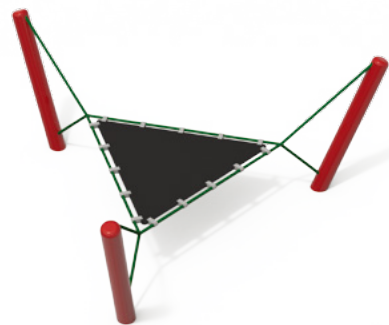
### GS-W5003

Ages	5 to 12
Capacity	15
Size (m)	L10.28 x W7.32 x H1.70
Size ("")	L33'-9" x W24'-0" x H5'-7"
Use Zone (m)	L14.10 x W14.10
Fall Height (m)	0.70



### GS-W5004

Ages	5 to 12
Capacity	154
Size (m)	D12.00 x H2.00
Size ("")	L39'-4" x H6'-7"
Use Zone (m)	D14.00
Fall Height (m)	0.70



### GS-W501

Ages	5 to 12
Capacity	2
Size (m)	L2.50 x W2.19 x H0.95
Size ("")	L8'-2 x W7'-2 x H3'-1
Use Zone (m)	L4.30 x W4.13
Fall Height (m)	0.95



### GS-W502

Ages	5 to 12
Capacity	5
Size (m)	L3.03 x W2.64 x H1.25
Size ("")	L9'-11 x W8'-8 x H4'-1
Use Zone (m)	L5.46 x W5.13
Fall Height (m)	1.25





## Igloo

The Igloo series is a steel-framed climbing structure made of steel-loaded polyamide cables with UV guard. Its design imitates the homes of the Inuits, the Igloo.

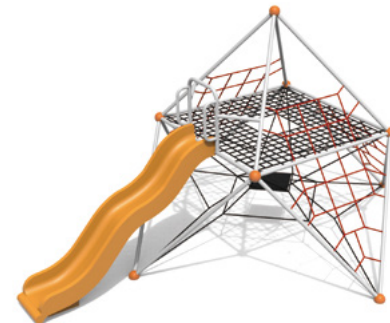
# Igloo





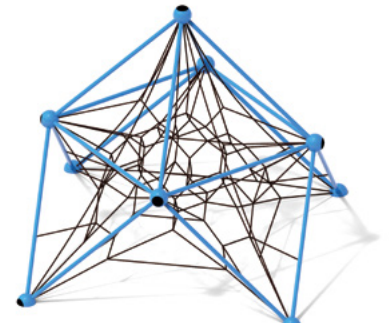
Ages	3 to 8
Capacity	20
Size (m)	L3.60 x W3.60 x H3.60
Size (")	L11'-10" x W11'-10" x H11'-10"
Use Zone (m)	L7.24 x W7.24
Fall Height (m)	1.80

Ages	<b>5 to 12</b>
Capacity	<b>30</b>
Size (m)	<b>L3.65 x W3.65 x H3.65</b>
Size (")	<b>L11'-11" x W11'-11" x H11'-11"</b>
Use Zone (m)	<b>L7.34 x W7.34</b>
Fall Height (m)	<b>1.83</b>



Ages	<b>5 to 12</b>
Capacity	<b>36</b>
Size (m)	<b>L4.92 x W3.60 x H3.60</b>
Size ("")	<b>L26-0 x W11-10 x H11-10</b>
Use Zone (m)	<b>L8.40 x W8.40</b>
Fall Height (m)	<b>1.80</b>

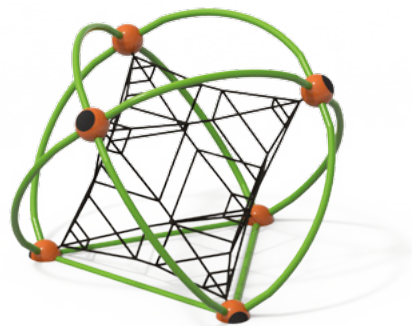
Ages	5 to 12
Capacity	35
Size (m)	L6.00 x W6.00 x H4.25
Size ("")	L19'-8" x W19'-8" x H13'-5"
Use Zone (m)	L9.16 x W9.16
Fall Height (m)	1.45



Ages	<b>3 to 8</b>
Capacity	<b>25</b>
Size (m)	<b>L4.10 x W4.10 x H4.05</b>
Size (’-’)	<b>L13’-5” x W13’-5” x H13’-5”</b>
Use Zone (m)	<b>L7.82 x W7.82</b>
Fall Height (m)	<b>2.00</b>

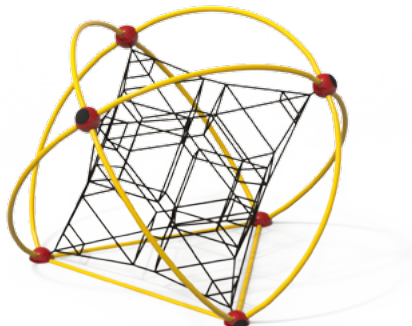
Ages	5 to 12
Capacity	42
Size (m)	L5.02 x W5.02 x H5.33
Size (")	L16'-6" x W16'-6" x H17'-6"
Use Zone (m)	L8.63 x W8.63
Fall Height (m)	1.78






### Sphere S

Ages	<b>5 to 12</b>
Capacity	<b>16</b>
Size (m)	<b>L2.62 x W2.39 x H1.80</b>
Size ("")	<b>L8-7 x W7-10 x H5-10</b>
Use Zone (m)	<b>L5.62 x W5.62</b>
Fall Height (m)	<b>1.36</b>



### Sphere M

Ages	<b>5 to 12</b>
Capacity	<b>28</b>
Size (m)	<b>L3.59 x W3.28 x H2.48</b>
Size ("")	<b>L11-9 x W10-9 x H8-1</b>
Use Zone (m)	<b>L7.11 x W7.11</b>
Fall Height (m)	<b>1.92</b>



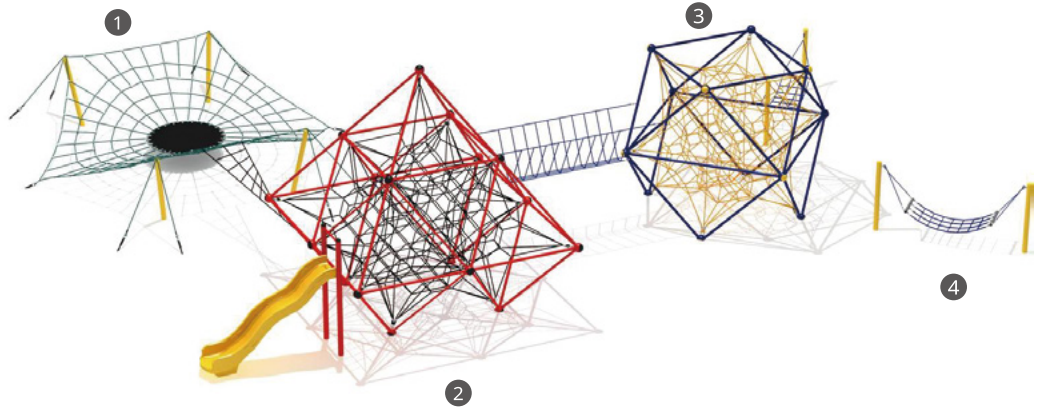
### Sphere L

Ages	<b>5 to 12</b>
Capacity	<b>38</b>
Size (m)	<b>L4.25 x W4.10 x H3.57</b>
Size ("")	<b>L13-11 x W13-5 x H11-8</b>
Use Zone (m)	<b>L7.31 x W7.31</b>
Fall Height (m)	<b>3.16</b>

### Special Order Design

This equipment is composed of GS-W803, GS-W805, GS-W5003, GS-NS E04 (Hammock) and connected bridges. Make your own combination out of each independent element to fit within you budget, just as if you were the designer.

- ❶ GS-W5003
- ❷ GS-W805 with Slide
- ❸ GS-W803 with Bridge
- ❹ GS-NS E04 Hammock





# Rainbow Swing

## Rainbow Swing

What if we hang swing on the Rainbow?

And what if we make a rainbow double and triple? This has come true with our Rainbow Swing. Our light aluminum seat with rubber safety bumper allows children to swing effortlessly, while making it safe for children not on the swing.








# SpaceCraft

## SpaceCraft

**The spacecraft series is the 21st Century merry-go-round**

Everyone remembers the fun of riding the merry-go-round when they were younger. Our special bearing system controls the rotation speed so that the children can safely enjoy the same exhilarating experience.





GS-SC2100

Ages	5 to 12
Capacity	39
Size (m)	D3.30 x H3.65
Size (’-’)	D10’-10” x H12’-0”
Use Zone (m)	D7.30
Fall Height (m)	2.61



GS-SC2101

Ages	2 to 5
Capacity	13
Size (m)	D2.00 x H2.21
Size (’-’)	D6’-7” x H7’-3”
Use Zone (m)	D6.00
Fall Height (m)	1.45



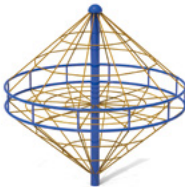
GS-SC2102

Ages	5 to 12
Capacity	25
Size (m)	D3.30 x H3.32
Size (’-’)	D10’-10” x H10’-11”
Use Zone (m)	D7.30
Fall Height (m)	2.04



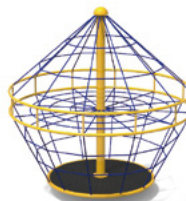
GS-SC2200

Ages	5 to 12
Capacity	25
Size (m)	D3.30 x H3.19
Size (’-’)	D10’-10” x H10’-6”
Use Zone (m)	D7.30
Fall Height (m)	1.99



GS-SC2300

Ages	5 to 12
Capacity	37
Size (m)	D3.30 x H3.40
Size (’-’)	D10’-10” x H11’-2”
Use Zone (m)	D9.30
Fall Height (m)	2.37



GS-SC2300F

Ages	5 to 12
Capacity	37
Size (m)	D3.30 x H3.21
Size (’-’)	D10’-10” x H10’-6”
Use Zone (m)	D7.30
Fall Height (m)	2.20



GS-SC2400

Ages	5 to 12
Capacity	11
Size (m)	L2.57 x W2.57 x H1.57
Size (’-’)	L8-5 x W8-5 x H5-2
Use Zone (m)	L6.57 x W6.57
Fall Height (m)	1.57



GS-SC2400F

Ages	5 to 12
Capacity	11
Size (m)	L2.57 x W2.57 x H1.57
Size (’-’)	L8-5 x W8-5 x H5-2
Use Zone (m)	L6.57 x W6.57
Fall Height (m)	1.57



GS-SC2500

Ages	5 to 12
Capacity	5
Size (m)	L1.86 x W1.86 x H2.25
Size (’-’)	L6-1 x W6-1 x H7-5
Use Zone (m)	L5.86 x W5.86
Fall Height (m)	0.83



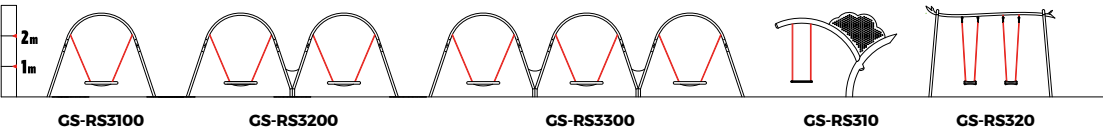


## Side view & size comparison

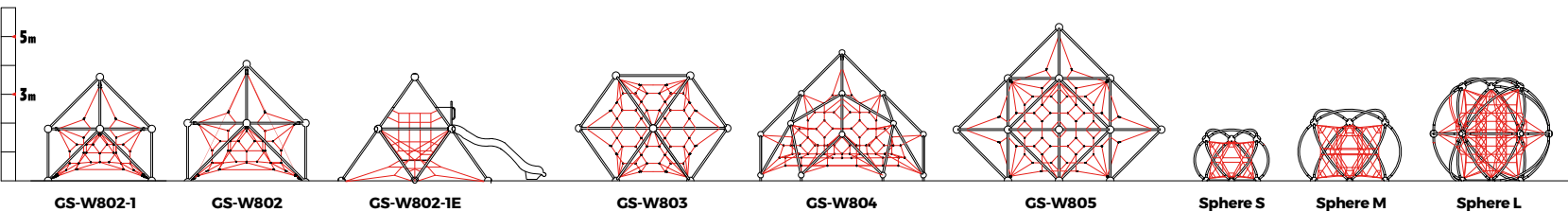
### Net Jumper



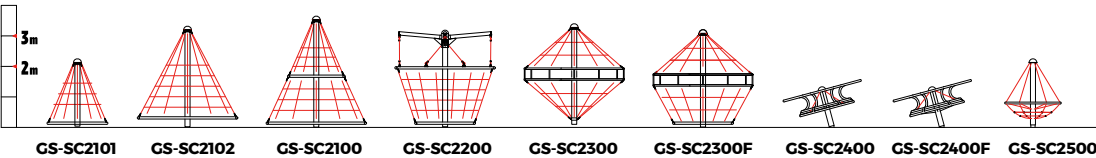
### Rainbow Swing



### Igloo Net



### Space Craft





## Park design

You can count on GSWeb to provide everything you need for a successful play area project.

At their heart, all GSWeb product are composed on linear materials-rope, posts and tubes. So they never screen their surroundings. People, buildings, plants and trees never lose their presence, when they're in the company of GSWeb products. In rural or urban environments, GSWeb products ensure you play areas bend and harmonize for a pleasant outlook and better play.



# Half Moon Park

Buk-gu, Ulsan 2016



# Booran Reserve

1051 Glen Huntly Rd, Glen Huntly, Melbourne 2015





# Beer 7

Beersheba, 2017





# Admiralty Park

Admiralty Rd, 2017  
Opening Date 28, Oct. 2017

## F Zone



## A Zone



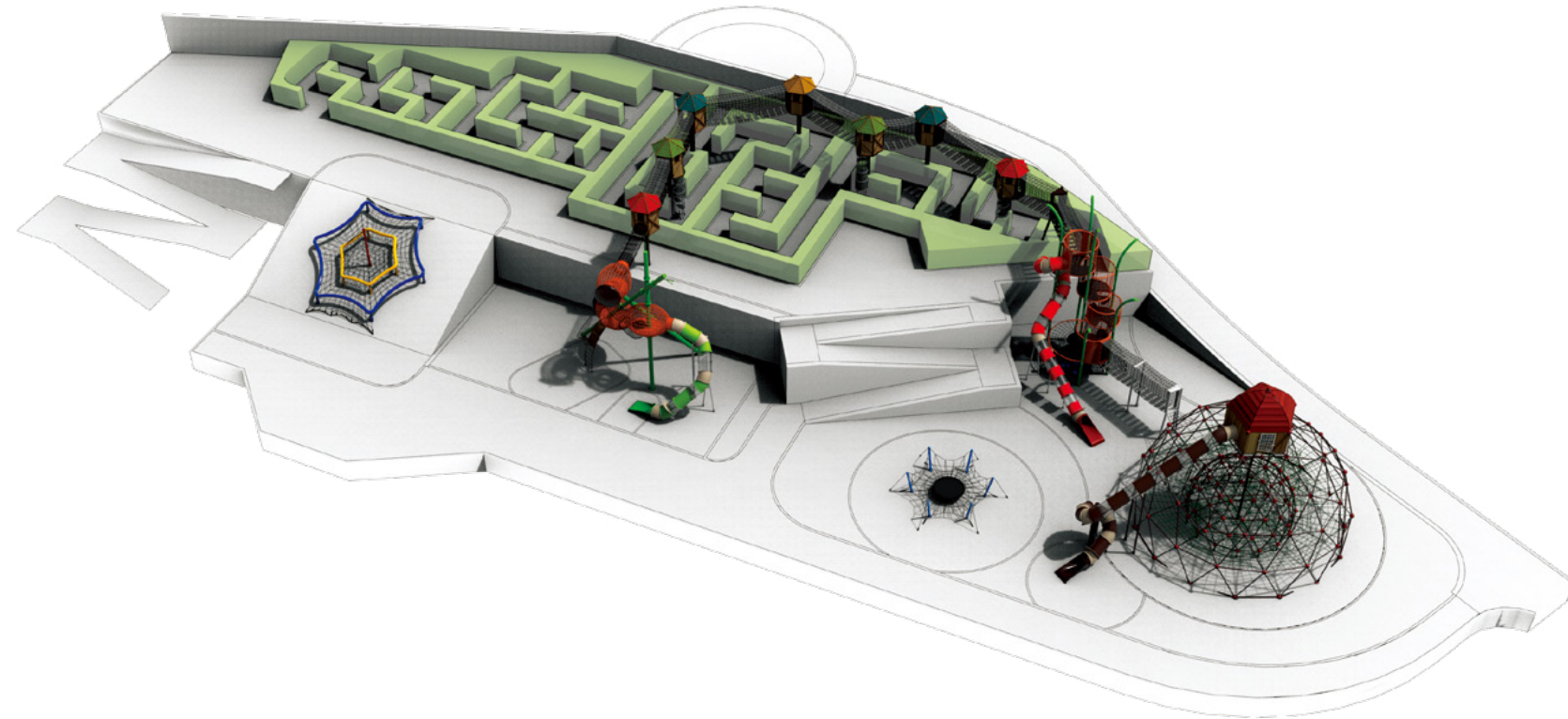
## J Zone





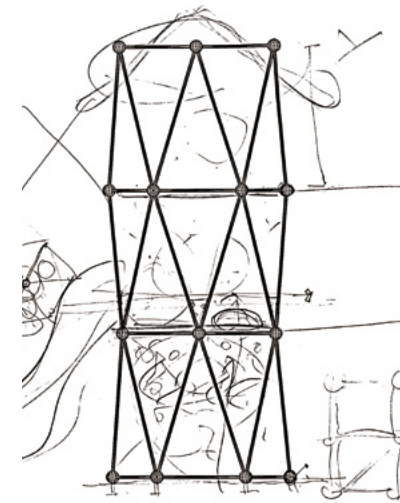
# Maze run Park

Yecheon 2017

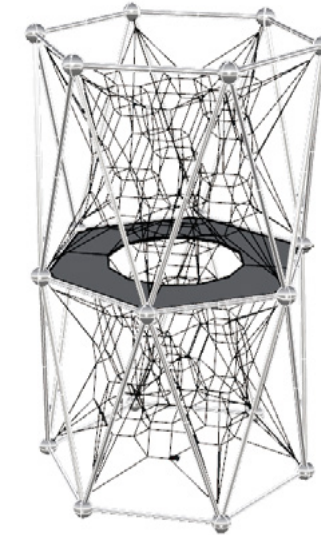


## Modified, Added, Combined or Whatever you want

Customized products are developed in a timely fashion to meet the needs of customer requirements through complete changes of design, play value, components and accessories.




2015 Structure Design




2016.03 Net Design



2016.10 Final Design



2016.11 Rocket Design



2016.11 Developed to Rocket




# Colour Choices

We offer the following colour choices.  
Note - Actual Colour of products and materials may appear slightly differently than pictured.

## GSWeb Rope

Rope dimension need 20mm and 22mm diameter to be gripped by kid's hands, for preschool also apply 18mm rope.  
GSWeb rope is polyamide (nylon) rope cable with UV guard. Each rope consists of 6 stands each containing 24 reinforced steel strands within a polyamide sleeve, wrapped around a solid polyamide core; each end of the cable having a junction loop attached onto the cable with a finished aluminum sleeve and lined with a stainless steel wear bar. Edge ropes contain a solid core of wound stainless steel cables in place of the polyamide core.



## Metal Pipe

GSWeb offers 12 colours of painted metal pipe and post as shown below.  
NOTE - Connecting pipe on NetScape and Treetop adventure is painted in standard Grey.




NOTE - Products are subject to availability and change without notice.



## Plastic Cap

Cap is affixed with stainless steel bolt to the Junction Ball of Igloo Net and Dome series. Its colour is standard Black.



## Rubber Pad

Green Rubber pad is 5mm thick. Black Rubber pad is 12mm thick. Textile-reinforced rubber mat with drainage holes secured to the surrounding cable with clamps.



## Swing Seat

Rainbow seat is standard Light-Gray painted metal with Blue bumper.



## Decking

Phthalate-free PVC coated perforated steel.  
Deck colour is standard Brown.



## Certificate

GSWeb products are fully TUV-certificated, compliant with all recognized play safety standards. And our management system, which has certification according to ISO9001:2015, also ensures that everything we learn from marketing and maintenance is incorporated into the development and manufacture of our products and their documentation.

## MANUFACTURER'S WARRANTY

GSWeb warrants its products to be free from defect in materials or workmanship for a period of (1) one year during normal use and installation and in accordance with our published specifications. Additional limited warranties cover the Products against defects caused by deterioration affecting the structural integrity of the equipment during the following periods starting from the date of installation:

- Life time limited warranty on aluminum and steel posts, with the exclusion of cosmetic defects, and providing that proper maintenance was performed on rotating parts according to Manufacturer's instruction.
- 25 year limited warranty on moulded aluminum parts, with the exclusion of cosmetic defects.
- 20 year limited warranty on cable breakage, with the exclusion of cosmetic defects.
- 15 year limited warranty on tubular aluminum and steel components, and aluminum and stainless steel connectors, with the exclusion of cosmetic defects.
- 15 year limited warranty on PVC-coated steel decks, with the exclusion of cosmetic defects.
- 15 year limited warranty on rubber seats or rubber mats for net events, with the exclusion of cosmetic defects.
- 15 year limited warranty on nylon bearings and ring junction pieces, with the exclusion of cosmetic defects.
- 5 year limited warranty on nylon bushings and rubber bumper for Rainbow Swings, with the exclusion of cosmetic defects.
- 5 year limited warranty on plastic panels and slide, with the exclusion of cosmetic defects.
- 5 year limited warranty on premature wear of nylon cables, with the exclusion of cosmetic defects. Determination of what constitutes premature wear will be at Manufacturer's discretion.

The warranty stated above is valid only if the structures are erected in conformity with the installation instructions and procedures furnished by GSWeb using approved parts; have been maintained and inspected in accordance with GSWeb's instructions; have been subjected to normal use for the purpose for which the goods were designed; have not been subjected to vandalism, misuse, neglect or accident; have not been subjected to addition or substitution of parts; and have not been modified, altered, or repaired by persons other than GSWeb or its designees in a any respect which, in the judgment of GSWeb, affects the condition or operation of the structures.

This warranty does not cover cosmetic items (such as scratches, dents, marring, fading, discoloring and weathering), paint, normal wear and tear, or damage due to checking and warping.

These warranties cover either replacement or repair, at the Manufacturer's discretion, of any Products according to the above descriptions. Transportation and installation-on-site costs are not covered by these warranties, except where specific arrangements are made with written consent from the Manufacturer.

To make claim under the terms of the Warranty, the Buyer's written statement of claim, along with a copy of the original invoice, maintenance records, and supporting photographs, must be sent to the below listed address.



ISO9001:2015



TUV Certificate  
SpaceCraft



TUV Certificate  
Fishing Boat



TUV Certificate  
Net Climber



TUV Certificate  
NetScape & TreeTop Adventure



TUV Certificate  
Play Dome



TUV Certificate  
Spider Tower Net



TUV Certificate  
Rainbaw Swing




TUV Certificate  
Rolling Hills



# Components and Assemblies

The high quality of the materials and of the manufacturing is important for us from the smallest component to the complete GSWeb playnet. This begins with the innovative rope technology and is followed through to the clearly thought-out system that enables us to match our rope play structures to any location. We put creativity, competence and joy into continually improving our products.



## Mast

The mast is one of the most important component, because it equalizes the oscillation in the Net Climber and makes its structure stable. The masts are made of high-quality seamless steel and hot-dipped as standard. Power coating in various colors is available as an option.




## Mast Cap

The rounded mast cap is made of Alumium. The edge ropes cross on the rope of the mast cap, into which they are fitted accurate to size. The ropes are anchored by means of U-bolts with nuts and washers inside the mast directly under the mast cap.



## Mast Foot

The net climber stands on a safety mast foot. By means of this mast foot critical stress on the tensioning elements, especially on turnbuckles and anchor bars, is prevented. In addition, the mast foot secures the mast while the Net Climber is being assembled.



## PE Panel

They have excellent corrosion resistance to a wide range of items. The High Density Polyethylene has a density,good impact resistance and abrasion resistance. Can be cut with a carbide tipped blade and drilled with regular metal bits.



## GSWeb Clamp

The special design facilitates a variety of secure connections to the O.D. 139.8mm and O.D. 60.5mm main post. It is made of Aluminum and endure 2.9ton tensile force.



## Ball type Joint

Ball type joints are on-piece compressed aluminum ball, compressed in place with 150,000 pounds force (667KN) to prevent the connection from moving and causing premature cable wear.



## Turnbuckle & Safety Rope

The hot-dipped tubular turnbuckles, fitted with self-locking nuts, counter nuts, and devices to prevent the bolt being unscrewed, are specially produced for GSWeb. Each main rope (edge rope from mast) of equipment with four tensioning points is equipped with an additional safety rope. Should one of the main connections fail, the safety rope ensures the stability of the net climber.




## Mounting Plates

These are made of galvanized steel. Corner anchors will contain multiple connection points to allow for adjustability of the turnbuckles as well as connection of a safety rope. Centre mast anchors consist of a stub post that stabilizes the mast and an anchor ring that secures the assembly to the concrete. This two piece assembly allows for fine positioning of the post stub to be accomplished during installation, making the process simpler and easier. Mounting plates are secured to concrete blocks with 7/8"(22mm) x 20" (500mm) L-Anchor bolts.



## Mast Membrane

Where required, these completely surround the mast to fill in openings in the net, preventing entrapments. Shield made of a textile reinforced flexible rubber material and secured with bolts.



## PIP Box

PIP (Pour In Place) boxes are a must for housing the tension control and anchoring systems on rope climbers that are installed with rubber soft fall. This will allow you to access the turnbuckles for maintenance without having to disturb the surface long after the installation is complete.



# Outdoor Playground Fun for Children

At GSWeb's playground, we believe in truly great outdoor play environments for everyone. Adorable video clips below show some of the things we offer.

GSWeb believes early experiences with the natural world lead to the development of imagination and of a sense of wonder which motivate children for life-long learning. Children experience nature differently than adults. They judge nature by how they can interact with it rather than how it looks as adults do. All the classroom educational materials produced by the best educators can't substitute for how the sand feels when it runs through children's fingers while building a sandcastle. Similarly, books cannot replace the sensory experience when a child's attention is captured by the sparkle of sunshine through leaves.

Of all the techniques for maintaining a sound mind in a sound body, playing hard outside and having fun in the natural world are some of the best for children.

Notice the look on their faces. They look happy to see each other.






GSWeb strives to create positive play experiences for all childhood ages and all abilities.

We offer children chances to manipulate the environment and explore, to interact with nature and with other children. Children's discovery playgrounds are places where children can claim the magic of the world they are born into - the ability to learn in a natural environment through exploration and discovery, and the opportunity to harness the power of their own imaginations.

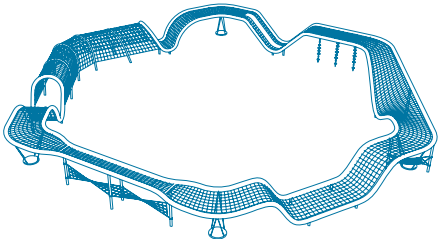
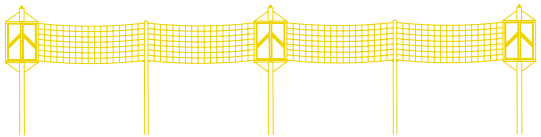
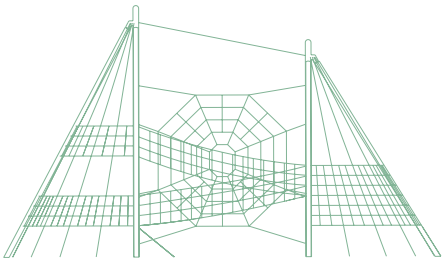
Emotions and behaviors are expressed differently in each person because of personal life experiences. As our experience grows and we learn more, we can apply new concepts continually to best serve the children of the future.

Expand a child's mind by letting them interact in a Playground!



To learn more  
<http://gswebplay.com/>

#gswebplay gsweb play gsweb







**Ver 6.0 October. 2017**